



Main

Range of product	Harmony Relay
Series name	Universal
Product or component type	Plug-in relay
Device short name	RUM
Contacts type and composition	2 C/O
[Uc] control circuit voltage	120 V AC
[Ithe] conventional enclosed thermal current	10 A -40...131 °F (-40...55 °C)
Status LED	Without
Control type	Lockable test button
Utilisation coefficient	20 %

Complementary

Shape of pin	Cylindrical
[Ui] rated insulation voltage	250 V IEC 300 V CSA 300 V UL
[Uimp] rated impulse withstand voltage	4 kV 1.2/50 µs)
Contacts material	AgNi
[Ie] rated operational current	10 A 277 V AC UL 10 A 30 V DC UL 10 A 30 V DC CSA 5 A 250 V AC NC)IEC 5 A 28 V DC NC)IEC 10 A 250 V AC NO)IEC 10 A 28 V DC NO)IEC 10 A 277 V AC CSA
Maximum switching voltage	250 V IEC

* Price is "List Price" and may be subject to a trade discount – check with your local distributor or retailer for actual price.

Resistive rated load	10 A 250 V AC 10 A 28 V DC
Maximum switching capacity	2500 VA/280 W
Minimum switching capacity	170 mW 10 mA, 17 V
Operating rate	<= 18000 cycles/hour no-load <= 1200 cycles/hour under load
Mechanical durability	5000000 cycles
Electrical durability	100000 cycles resistive
Average coil consumption in VA	3 60 Hz
Drop-out voltage threshold	>= 0.15 U _c AC
Operate time	20 ms at nominal voltage
Release time	20 ms at nominal voltage
Average coil resistance	1700 Ohm 20 °C +/- 15 %
Rated operational voltage limits	96...132 V AC
Protection category	RT I
Test levels	Level A
Safety reliability data	B10d = 100000
Operating position	Any position
Net Weight	0.19 lb(US) (0.086 kg)
Device presentation	Complete product

Environment

Dielectric strength	1500 V AC between contacts micro disconnection 2500 V AC between coil and contact reinforced 2000 V AC between poles basic
Product certifications	UL RoHS EAC CSA REACH
Standards	EN/IEC 61810-1 UL 508 CSA C22.2 No 14
Ambient air temperature for storage	-40...185 °F (-40...85 °C)
Ambient air temperature for operation	-40...131 °F (-40...55 °C)
Vibration resistance	3 gn +/- 1 mm 10...150 Hz)5 cycles in operation 4 gn +/- 1 mm 10...150 Hz)5 cycles not operating
IP degree of protection	IP40
Shock resistance	10 gn 11 ms) in operation EN/IEC 60068-2-27 10 gn 11 ms) not operating EN/IEC 60068-2-27
Pollution degree	3

Ordering and shipping details

Category	21127 - ZELIO ICE CUBE RELAYS
Discount Schedule	CP2
GTIN	00785901166849
Nbr. of units in pkg.	10
Package weight(Lbs)	0.19 lb(US) (0.09 kg)
Returnability	Yes
Country of origin	CN

Packing Units

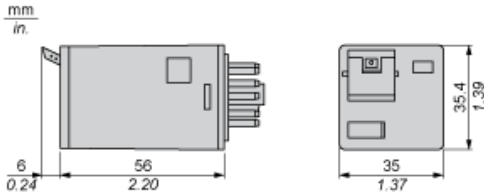
Unit Type of Package 1	PCE
Package 1 Height	2.72 in (6.9 cm)
Package 1 width	1.38 in (3.5 cm)

Package 1 Length	1.42 in (3.6 cm)
Package 2 Weight	33.09 oz (938 g)
Package 3 Weight	13.58 lb(US) (6.158 kg)

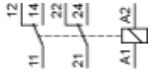
Offer Sustainability

Sustainable offer status	Green Premium product
California proposition 65	WARNING: This product can expose you to chemicals including: Nickel compounds, which is known to the State of California to cause cancer, and Di-isodecyl phthalate (DIDP), which is known to the State of California to cause birth defects or other reproductive harm. For more information go to www.P65Warnings.ca.gov
RECh Regulation	RECh Declaration
RECh free of SVHC	Yes
EU RoHS Directive	Pro-active compliance (Product out of EU RoHS legal scope) EU RoHS Declaration
Toxic heavy metal free	Yes
Mercury free	Yes
RoHS exemption information	Yes
China RoHS Regulation	China RoHS declaration
Environmental Disclosure	Product Environmental Profile

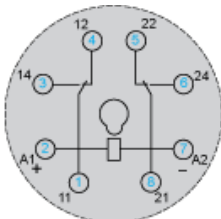
Dimensions



Wiring Diagram



Wiring Diagram

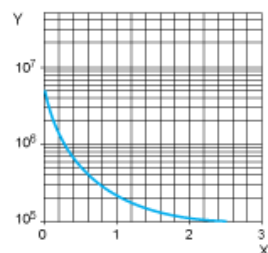


Symbols shown in blue correspond to Nema marking.

Electrical Durability of Contacts

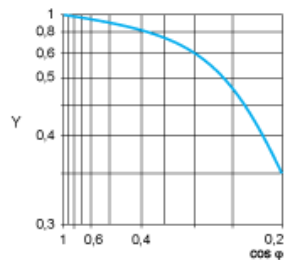
Durability (inductive load) = durability (resistive load) x reduction coefficient.

Resistive AC load



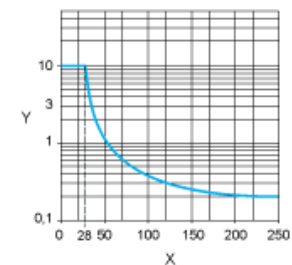
X Switching capacity (kVA)
Y Durability (Number of operating cycles)

Reduction coefficient for inductive AC load (depending on power factor $\cos \phi$)



Y Reduction coefficient (A)

Maximum switching capacity on resistive DC load



X Voltage DC
Y Current DC

Note : These are typical curves, actual durability depends on load, environment, duty cycle, etc.